

IMPORTANT: OPW products should be used in compliance with applicable federal, state, provincial, and local laws and regulations. Product selection should be based on physical specifications and limitations and compatibility with the environment and materials to be handled. OPW MAKES NO WARRANTY OF FITNESS FOR A PARTICULAR USE. All illustrations and specifications in this literature are based on the latest product information available at the time of publication. OPW reserves the right to make changes at any time in prices, materials, specifications and models and to discontinue models without notice or obligation.



OPW 20S Hose Swivel (20S-7575, 20S-1010)



The OPW 20S Hose Swivel has a sleek and solid construction as well as superior engineering. The OPW 20S possesses two (2) 360° swivel rotations, reducing hose wear. For low-temperature performance, choose the OPW 20S Swivel.

Table of Contents:

1. Features & Benefits
2. Materials
3. Ordering Specifications

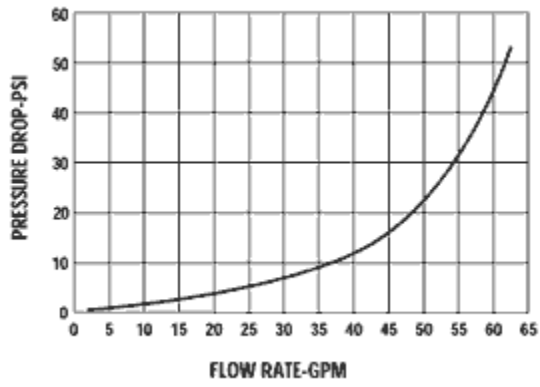
Features & Benefits

- **Compact, attractive profile** - for a sleek, modern appearance.
- **Secure design** - not repairable or rebuildable for certainty of operation. Every OPW 20S is factory assembled and tested.
- **Better flow performance** - less restriction means higher refueling speeds.
- **Hi-grade seals** - for added protection against cold temperature and chemical degradation.
- **Design Working Pressure** - OPW products are designed to work at 50 PSI (3.45 bar) maximum pressure.
- **Listed by Underwriters Laboratories, Inc.** - visit our website at: www.opw-fc.com for specific listings.

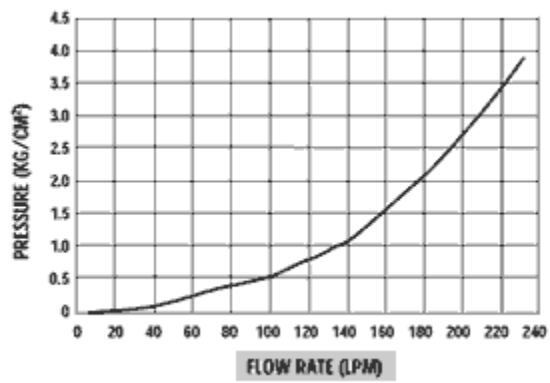
UL Listed



Flow Chart - GPM



Flow Chart - LPM



Materials

Body: aluminum

Outlet Adaptor: aluminum

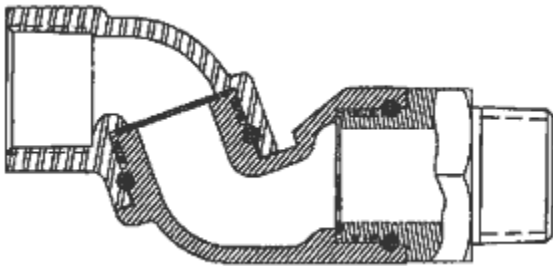
Inlet Adaptor: zinc aluminum

Seals: fluorosilicone and Viton®

Weight: 1/4", .70 lbs. each, .32 kg.

1" ,1.20 lbs. each .54 kg.

3/4" 20S Diagram



Ordering Specifications

Product #	Size		A		B		Weight	
	in.	mm.	in.	mm.	in.	mm.	lbs.	kg.
20S-7575	3/4" F x 3/4" M	19 F x 19 M	4.40	111.76	2.13	54.10	0.70	0.32
20S-1010	1" F x 1" M	25 F x 25 M	5.48	139.19	2.66	67.56	1.20	0.54

